

The Atlas Copco logo is positioned in the top left corner of the page. It consists of the brand name "Atlas Copco" in a blue, italicized serif font, centered between two horizontal blue bars.

Surface dewatering solutions

PAS and VAR pumps

Surface dewatering pumps

The surface dewatering pump ranges are designed and developed to offer high performance, reliability, and ease of use across multiple industries for applications like construction and mine site dewatering, removing floodwater, and other municipal applications.

At Atlas Copco, we understand pumps, their application, and most importantly, the people using them. We have a complete range of diesel and electric-driven pumps that offer durability and long life. The modular design delivers flexibility in packaging. And, easy servicing of wear components means less downtime and more pumping without stopping.



UP TO **100 mm**
SOLIDS HANDLING

MAX. HEAD UP TO **75 m**

MAX. FLOW UP TO **2100 m³/h**

HINGE DOOR **03 min** CLEAN-UP AND RESTART

UP TO **76 mm**
SOLIDS HANDLING

MAX. HEAD UP TO **40 m**

MAX. FLOW UP TO **1400 m³/h**

FLUSHING MECH SEAL **1 min** CLEAN-UP

24 HOURS OF CONTINUOUS OPERATION

COMPACT SIZE with maximum flow

There is a surface pump for any of your dewatering needs



1. Oil & Gas

Pipelines used to transport crude oil or natural gas must be dewatered to guarantee the quality of the hydrocarbons and prevent the formation of hydrates and protect pipes from internal corrosion.

The ballasting process requires robust high performing pumps which, based on the needs, pumps seawater in and out of the shipyard tank during the loading and unloading of water vessels.

Application

- Ballasting
- Pipeline hydrostatic test
- Drilling
- Pipeline flushing



2. Mining and Quarry

For dewatering applications in the mines post dredging, our pumps offer effective and efficient solutions due to their solids handling capability.

Application

- Dewatering
- Water relaunching
- Washplants
- Slit and Sludge removal



3. Municipalities

Municipal public service applications can vary from sewage bypass to wastewater treatment plants to water reclamation centers. When wastewater is being treated, our pumps handle the fluids and solids without clogging or failing.

Application

- Sewage bypass
- Dewatering
- Emergency water treatment



4. Construction

On construction sites, during casting of foundation, it becomes critical to avoid water infiltration. Our pumps have got you covered.

Application

- Site drainage
- Jetting



5. Industry

The effluent produced by different industries should be treated, relaunched, or drained. With the availability of different materials for our wet ends, we offer a complete solution.

Application

- Effluent handling and transporting.
- Waste drainage and disposals.
- Temporary firefighting protection.



6. Civil works

Modern-day civil engineering projects are fast-paced.

Be it the construction of roads, dams, bridges, airports, or building, site dewatering, and drainage, before and during construction work is very important.

Application

- Sump water removal
- Dewatering



7. Floods controls

Our pumps are the right choice to provide quick solutions in case of a flood emergency, due to their high performance and portability.

Application

- Emergency



8. Wellpoint

All the areas with high groundwater levels needs to be reduced before the initial digging up of the land. Our pumps can be installed on a side or around the excavation site.

Application

- Groundwater level reduction
- Pipeline on-shore
- Polluted soil remediation
- Tunneling



9. Rental

Rental applications require robust and long-running products. Our start and forgot control panels and more than 24 hours of fuel autonomy make them ideal for such applications.

Application

- General construction
- Flood controls
- Industry
- Mine and quarry dewatering

PAS HardHat® range

The new **PAS HardHat® models** come with Atlas Copco's innovative HardHat®, made of medium-density polyethylene instead of metal to protect the working operation underneath from the elements.

UNIQUE HardHat® TECHNOLOGY

- The Atlas Copco HardHat® Technology ensures a high level of robustness and durability in any condition.
- No matter the circumstances on-site or during transport, the PE material remains in perfect condition, increasing the resale value of your asset.



Exclusive
HardHat®
technology

SCAN AND ORDER

- PAS HardHat® pumps take advantage of digital technology, featuring QR codes that mean essential information about parts and spares is just a scan away.



MULTIPLE PACKAGING OPTIONS

- The Pas Hardhat® series pump comes standard with an EU-certified Trailer with 2 stabilizer legs.
- They can also be offered on a robust galvanized skid based on needs.

ROAD TOWING



CERTIFIED TRAILER



CLEAN AND GREEN PUMPS

- The PAS HardHat® pump range is fully EU emission compliant and features a 120% fully leak-free structure, making it a clean and green machine. Offering available for worldwide emission norms and certifications, this range can also use HVO renewable diesel.



EASY SERVICEABILITY IN THE FIELD

- The Pas PAS HardHat® range pump helps customers reduce Service time.
- Features like the Atlas Copco hinge Kit and link belts mean that the wear components can be serviced and replaced without dismantling the pump.
- Advanced PW Series Control Panel

HINGE DOOR

03 min
CLEAN-UP
AND RESTART



ERGONOMIC LIGHTING

- The PAS HardHat® comes with internal lighting to facilitate visibility during maintenance or repair.



PAS HardHat® range

Technical data




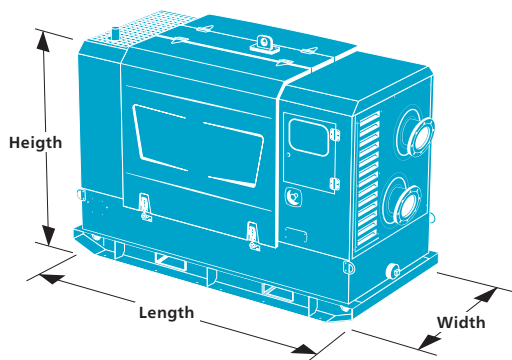
stageV

stageV

Specifications		PAS 100 HardHat®	PAS 150 HardHat®
Max. head	m	42	37
Max. capacity	m ³ /h	260	500
Suction /discharge size	Flanged	4" Multi-standard	6" Multi-standard
Max. solids handling	mm	76	76
Best efficiency point	%	70	77
Max. absorbed power	kW	29	27

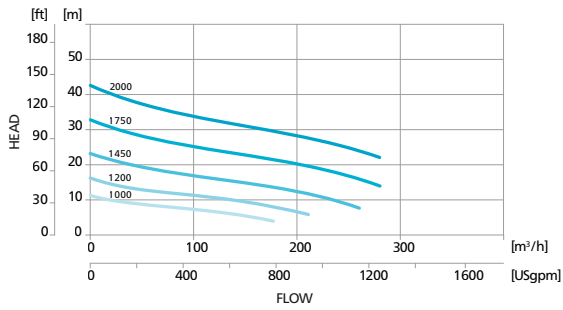
Engine			
Emission compliance EU (Stage)		Stage V	Stage V
Emission compliance LRC (Tier)		T3	T3
Max. engine power EU (Stage)	kW	42	42
Max. engine power LRC (Tier)	kW	36	36
Max. operating speed	rpm	2000	2000
Max. fuel autonomy	h	35	35

Weight and dimensions			
Weight (skid/undercarriage)	kg	1415 / 1720	1415 / 1720
Length (skid/undercarriage)	mm	2420 / 3810	2420 / 3810
Width (skid/undercarriage)	mm	1200 / 1880	1200 / 1880
Height (skid/undercarriage)	mm	1680 / 2000	1680 / 2000

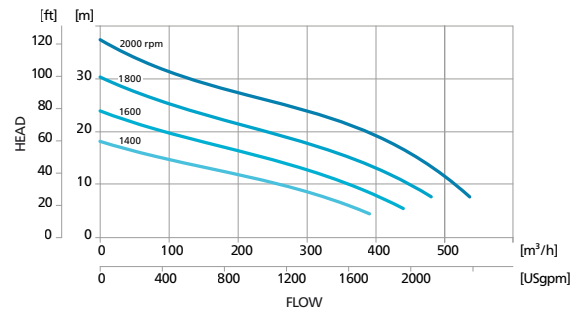


Performance curves

 PAS 100 HardHat®



 PAS 150 HardHat®



PAS MF/HF range

The **PAS MF/HF range** of dry prime pumps is engineered to offer high performance in any condition. Comprising of an air separator unit and a vacuum pump, it delivers rapid automatic priming. Even with suction heights of several meters, the machine rapidly evacuates the air from the suction pipe and starts to pump.

Additionally, thanks to the semi-open impeller, the **PAS range** is also suitable for pumping liquids with solids in suspensions.

SERVICEABILITY IN ANY CONDITIONS

- Patented Hinged door access guarantees easy clean-up with minimal downtime.
- All wear components are easily accessible with minimal downtime.
- Easy replacement of the wear components (Impeller and wear plates).
- Trimming plate to guarantee the hydraulic performance as an emergency reserve before scheduled maintenance.

**EASY
MAINTENANCE**
**3 MIN
CLEAN-UP**



PACKAGING FLEXIBILITY

- One-by-one stackability in standard canopy and open version.
- Mobility, with heavy-duty skids and road trailer equipped for a range of conditions.

STACKABILITY



INTEGRATED CONTROL AND POWER CUBICLE

- Digital controller with standard warnings, shutdown, stop/start function, emergency stop and easy-to-access and read diagnostics. Configurable setpoint via transducer to control engine speeds*



SOLIDS HANDLING CAPABILITY

- The whole range can handle high solids.



FLEX-MOUNT SYSTEM

- Integrated vibration mounts eliminate unwanted vibration.

Key options

- Impeller CF3M
- Wear plate CF3M
- Stainless steel shaft
- Zinc anodized
- Fleet Link

Key features

- Hinge Kit
- Trimming plate*
- Diaphragm vacuum pump
- Dry running system
- PW 250, PW500, PW 750 control panel*

* Available options may change depending on the model selected.

PAS MF/HF range

Technical data

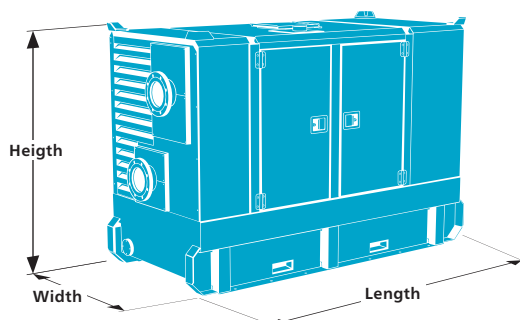


StageV StageV StageV StageV StageV StageV

Specifications		PAS 80MF 202	PAS 100MF 250	PAS 150MF 250	PAS 200MF 310	PAS 300MF 401	PAS 100HF 250	PAS 150HF 300	PAS 200HF 305	PAS 300HF 440
Max. head	m	19	30	37	36	25	42	51	50	75
Max. capacity	m ³ /h	160	250	540	660	1200	280	520	850	2160
Suction /discharge size	Flanged	3" Multi-standard	4" Multi-standard	6" Multi-standard	8" Multi-standard	12" Multi-standard	4" Multi-standard	6" Multi-standard	8" Multi-standard	12" Multi-standard
Max. solids handling	mm	40	50	76	76	100	76	76	76	89
Best efficiency point	%	68	70	77	70	60	70	70	75	72
Max. absorbed power	kW	7,5	17	27	40	65	29	51	78	210

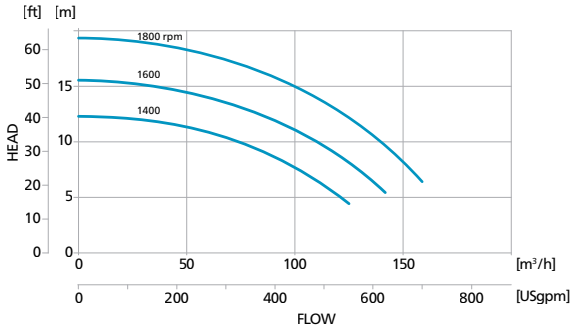
Engine										
Emission compliance EU (Stage)		Stage V	Stage V	Stage V	Stage V	Stage IV	Stage V	Stage V	Stage IV	Stage IV
Emission compliance LRC (Tier)		T3	T2-T3	T2-T3	T2-T3	T2-T3	T2-T3	T2-T3	T2-T3	T2-T3
Max. engine power	kW	8,6	24,3	28,4	55	100	31,0	51,2	79,1	210
Max. operating speed	rpm	1800	1800	2000	2000	1500	2000	2200	2200	1600
Max. fuel autonomy	h	120	51	48	45	24	45	27	22	12

Weight and dimensions										
Weight (dry)	kg	900	1260	1400	1650	2600	1400	1680	2250	4200
Length	mm	1850	2250	2250	2560	2610	2250	2560	2610	3900
Width	mm	1100	1100	1100	1100	1225	1100	1100	1225	2200
Height	mm	1480	1550	1550	1705	1840	1550	1705	1840	2000

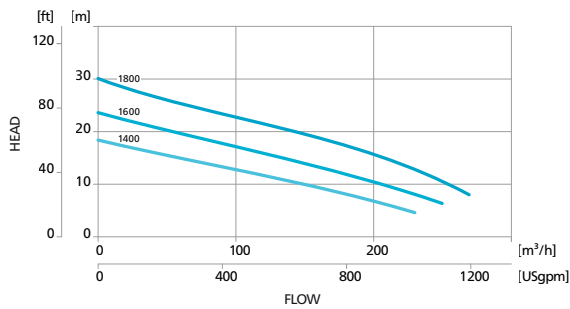


Performance curves

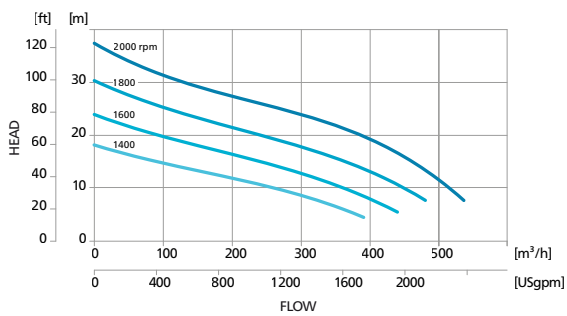
PAS 80MF 202



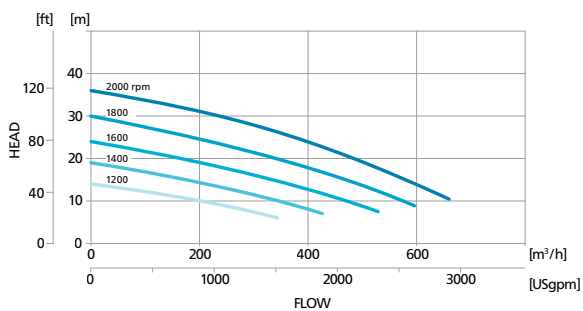
PAS 100MF 250



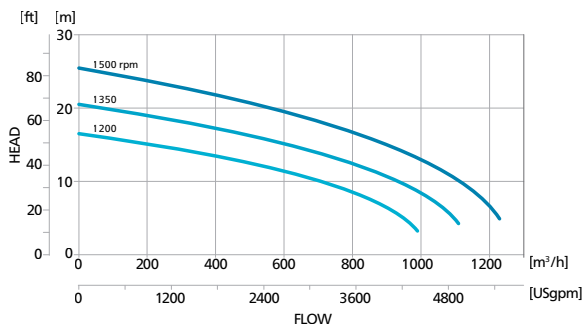
PAS 150MF 250



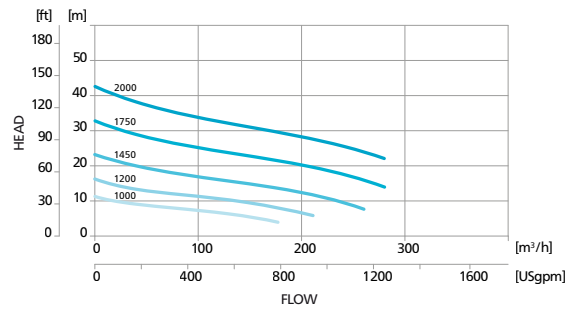
PAS 200MF 310



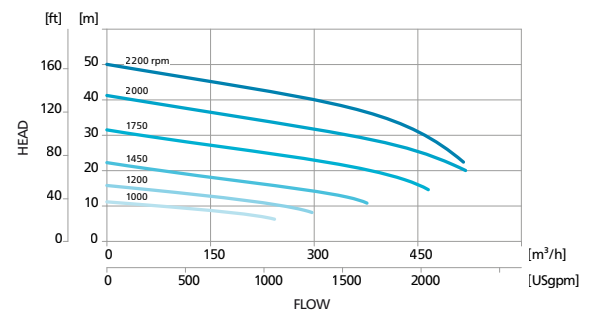
PAS 300MF 401



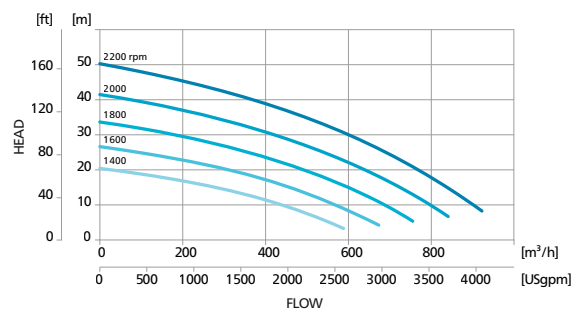
PAS 100HF 250



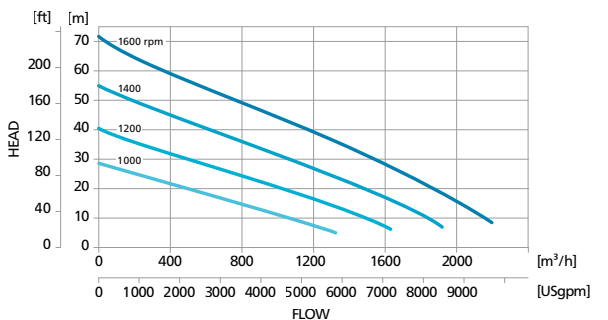
PAS 150HF 300



PAS 200HF 305



PAS 300HF 440



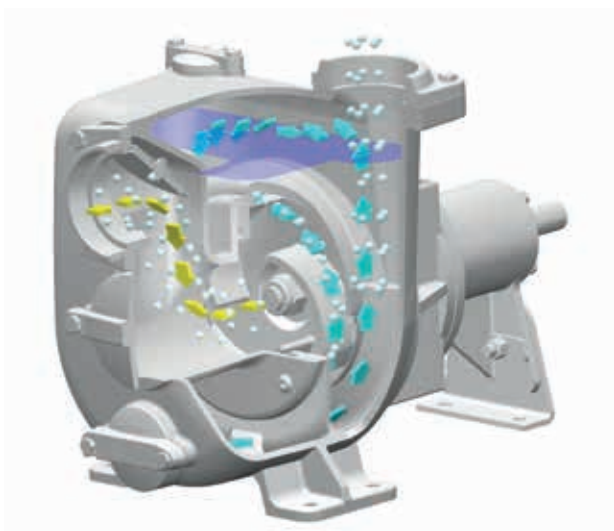
VAR range

The **VAR range** of wet prime pumps offers a robust and flexible solution for dewatering applications. The technology allows having a simple first prime due to its first water fill-in capabilities.

Due to its open impeller and solids handling capabilities, the equipment is perfectly suitable for medium construction and flood controls.

WET PRIME SYSTEM

- The system allows the unit to prime in any conditions through first water fill.
- The liquid rings formed evacuate air for quick priming



MOBILITY PACKAGE

- Open-frame version is available.



MECHANICAL SEAL FLUSHING

- Integrated port on pump casing to flush the mechanical seal.
- Solution guarantees the correct startup of the units and helps prevent possible casing failure due to fluid solidification.



SOLIDS HANDLING CAPABILITY

- The whole range can handle high solids.



Key options

- Impeller CF3M
- Wear plate CF3M
- Stainless steel shaft
- Zinc anodized
- Fleet Link

FLEX-MOUNT SYSTEM

- Integrated vibration mounts eliminate unwanted vibration.

VAR range

Technical data



Stage V

Stage V

Stage V

Stage V

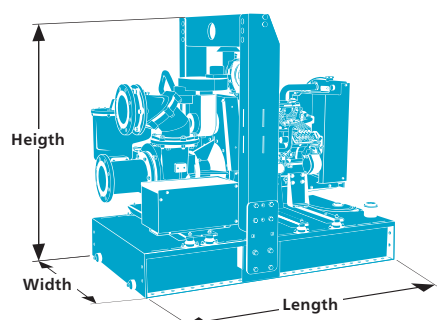
Specifications		VAR 4-250	VAR 6	VAR 6-250	VAR 8-305	VAR 10-305	VAR 12-400
Max. head	m	40*	26	33	35	39	29,3
Max. capacity	m ³ /h	180	300	340	560	690	1400
Suction /discharge size		Threaded 4" BSP	Flanged DN 150 D.I. 1882 (6")	Flanged DN 150 D.I. 1882 (6")	Flanged DN 200 UNI 6082 (8")	Flanged DN 250 D.I. 1882 (10")	Flanged DN 300 UNI 6082 (12")
Max. solids handling	mm	50	50	76	76	76	70
Best efficiency point	%	65	65	60	53	70	54
Max. absorbed power	kW	16,5	14	25	31	45	85,5

Engine							
Emission compliance EU (Stage)	EU	Stage V	Stage V	Stage V	Stage V	Stage V	Stage IV
Emission compliance LRC (Tier)	LRC	T2 - T3	-	T2 - T3	T2 - T3	T2 - T3	T2 - T3
Max. engine power	kW	24,3	19	28,4	33,6	47,7	79,1
Max. operating speed	rpm	2000	1800	2000	1800	1800	1150
Max. fuel autonomy	h	48	45	42	50	47	29

Weight and dimensions ⁽¹⁾							
Weight (dry)	kg	905	950	935	1205	1850	2125
Length	mm	1750	1750	1750	2500	2800	2800
Width	mm	950	950	950	950	1450	1450
Height	mm	1520	1520	1520	1850	1850	1850

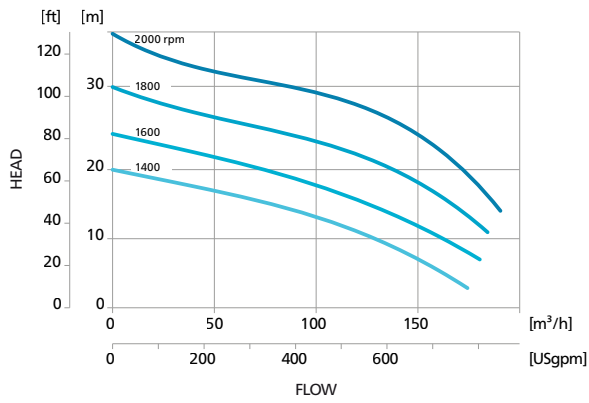
* Applicable for T2-T3 models only, for Stage 5 Variant max head is 32m

(1) Dimensions refer to the Block model. Please refer to the datasheet with overall dimensions with options

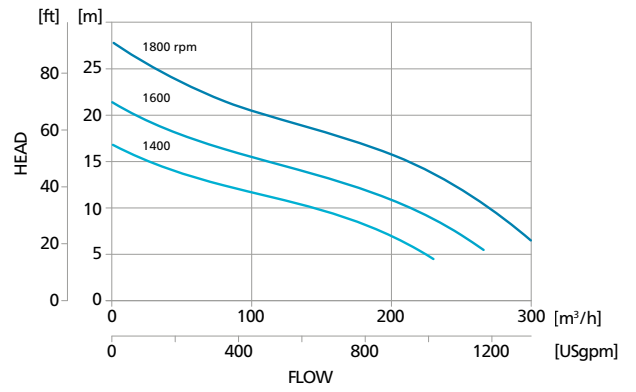


Performance curves

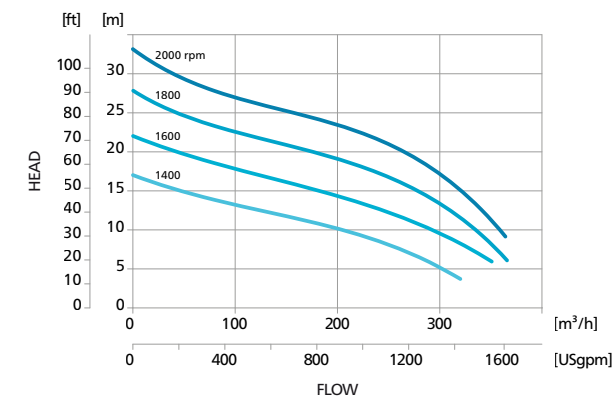
 **VAR 4-250**



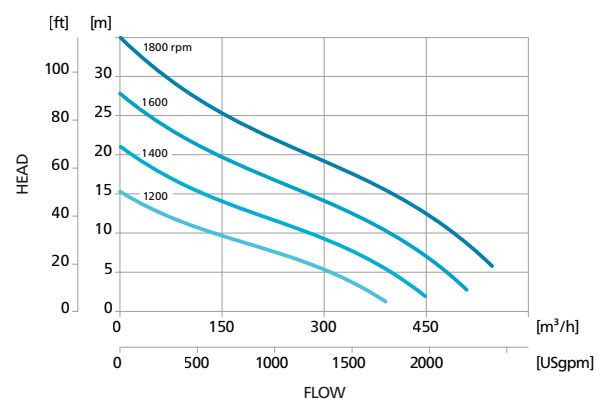
 **VAR 6**



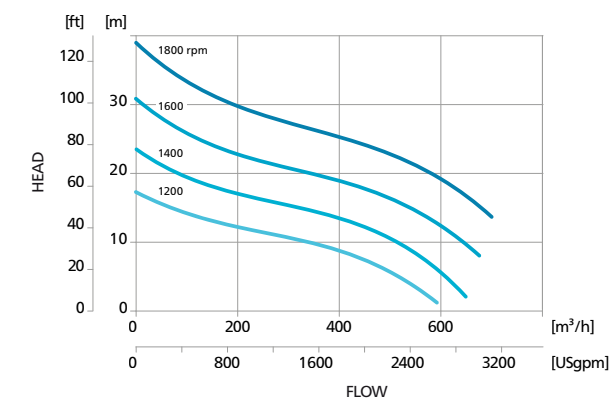
 **VAR 6-250**



 **VAR 8-305**



 **VAR 10-305**



 **VAR 12-400**

